

# Windrock USB to Parallel Adapter Installation

Note: These instructions are intended for installation using Windows XP. Installations using different versions of Windows will differ slightly. You should also be running version 2.7 or later of the Windrock software on both your PC and 6310. If you are not running 2.7 or later in both places, please up your software now.

Note: If you own a Black and White analyzer, please contact Windrock Product Services at 865-539-5944-19 for special analyzer instructions.

1. Your Win6310P install CD should have created a folder on your hard drive.

Note: The default path is **C:\Windrock\Win6310P\USB**, but the path may be altered if desired.

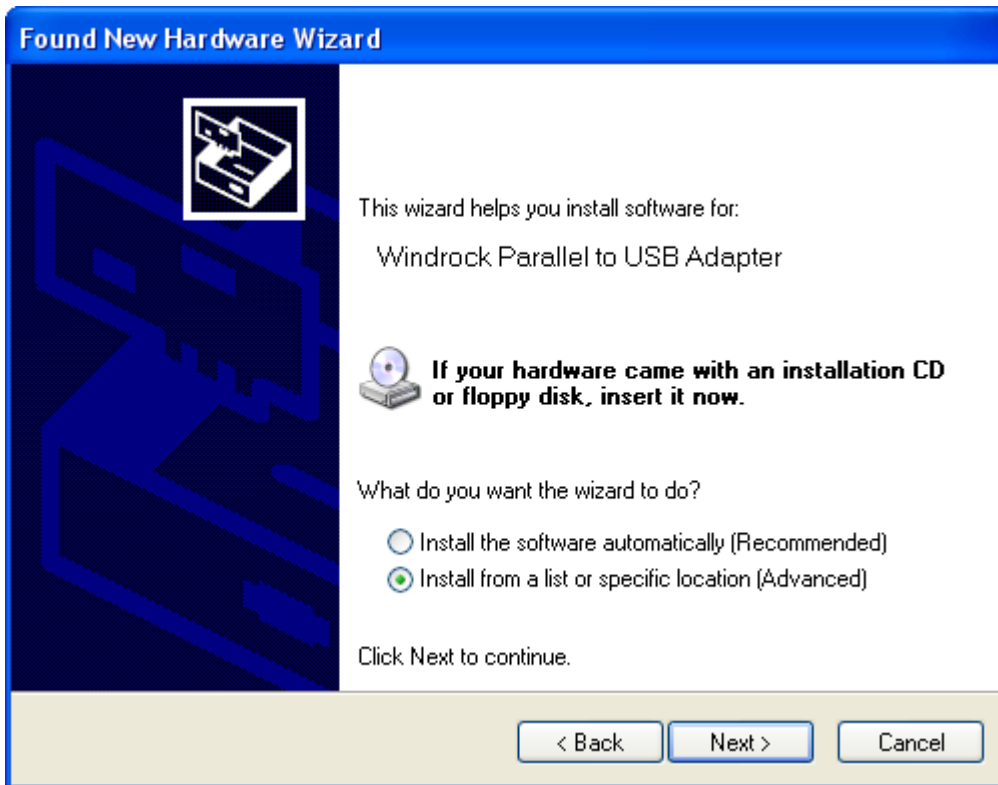
2. Connect Windrock USB to Parallel Adapter to a free USB port via the USB cable.

3. Windows will detect that a new device has been connected to the computer and start the **Found New Hardware Wizard**, shown below:

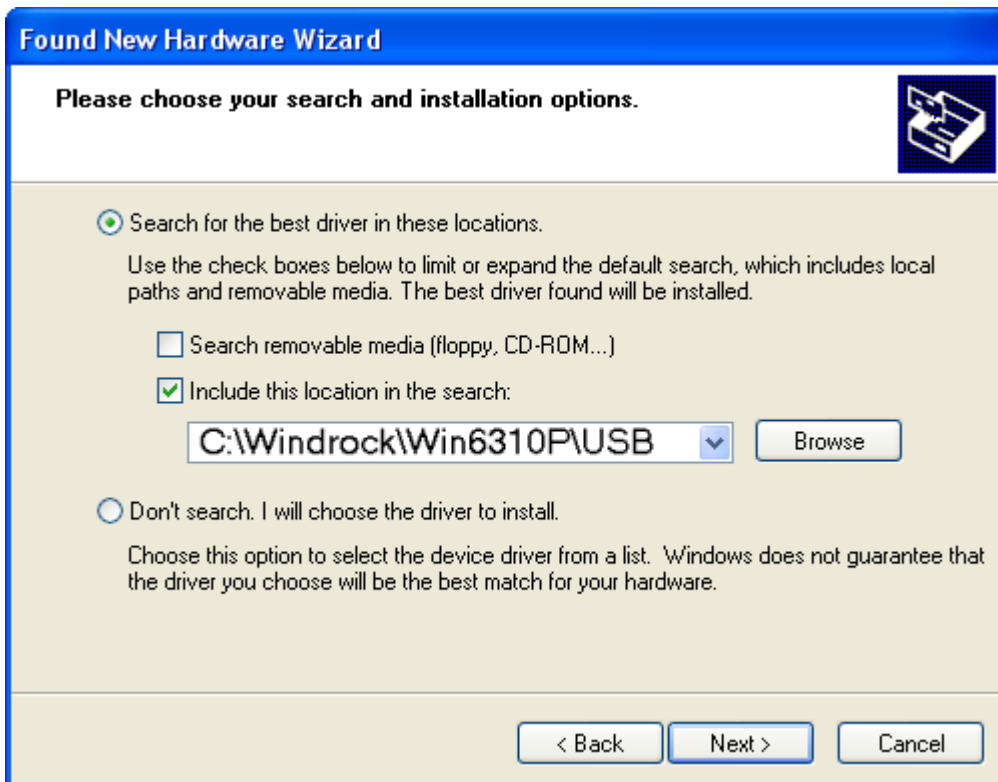


Select **No, not this time** and click **Next**.

4. Select **Install from a list or specific location (Advanced)** and click **Next**



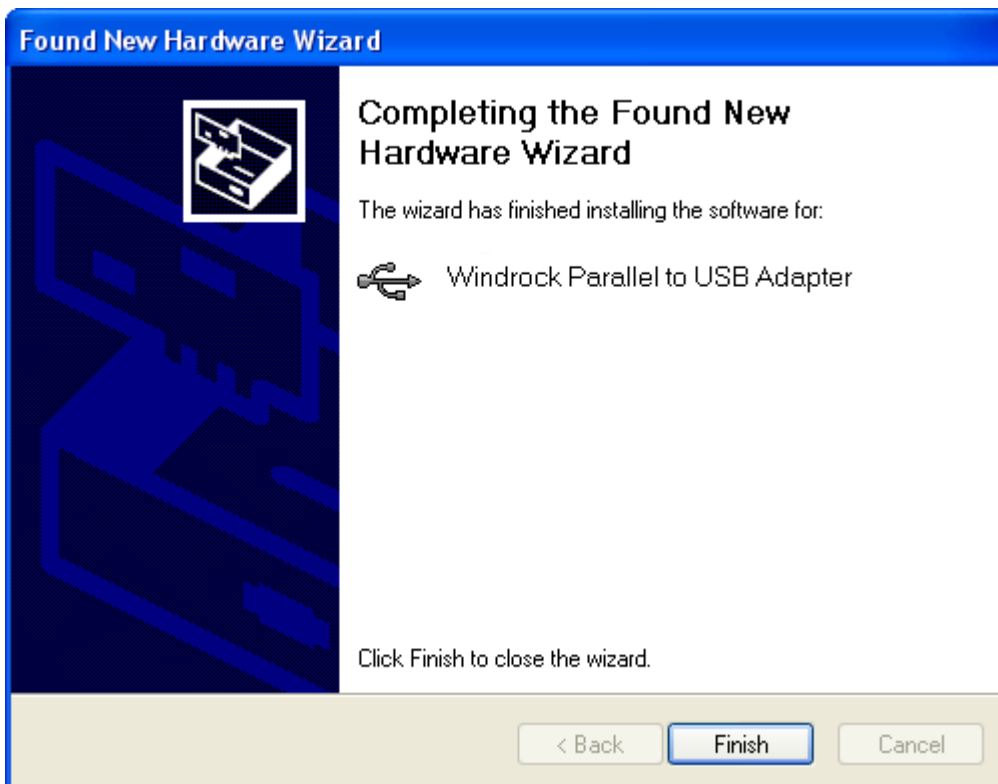
5. Select **Search for the best driver in these locations** and check **Include this location in the search**. Then click **Browse** and find the folder used in Step 1 and then select the **Drivers** folder and click **OK**. The correct path should now be listed in the **Found New Hardware Wizard** window. Click **Next** to continue.



6. Windows will warn that the driver has not passed Windows Logo testing to verify its compatibility with Windows XP. Click **Continue Anyway** to install the driver.



7. Windows will copy the driver files to the appropriate locations and then display the completion screen, shown below.

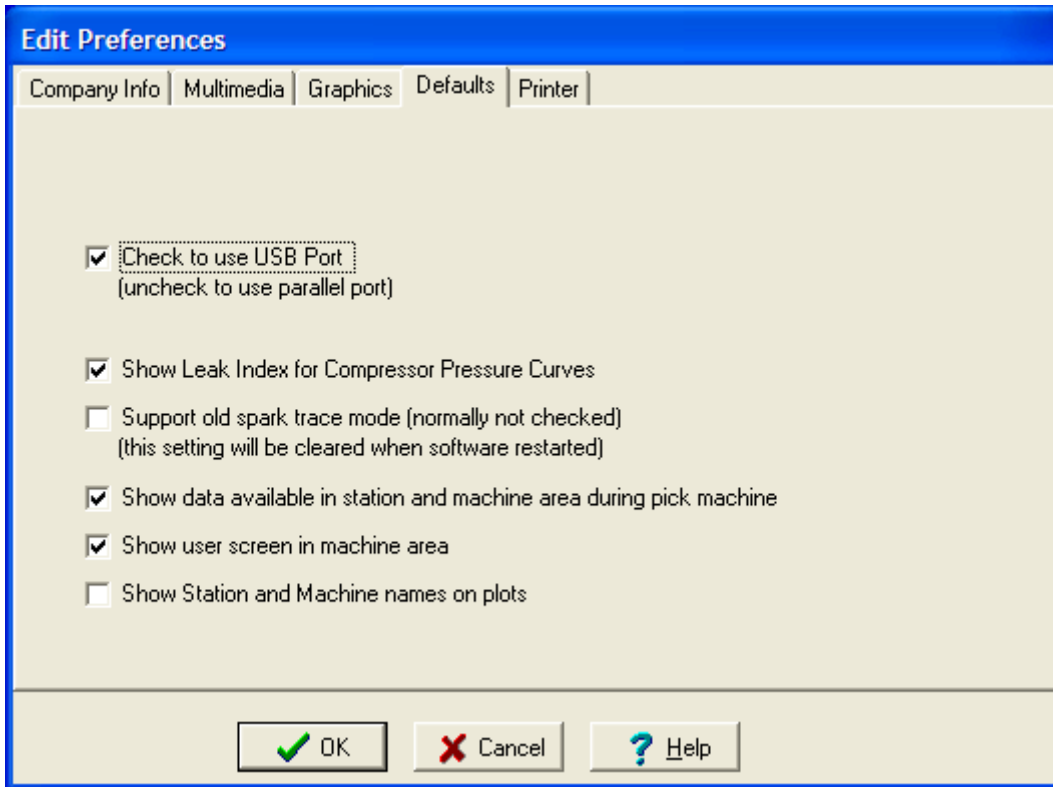


8. Click **Finish**.

9. Launch the Windrock software.

10. Click on **Edit** then **Preferences**.

11. Then click the **defaults** tab.



12. Check the box that says, '**Check to use USB Port.**'

13. Click **OK** to complete the installation of the USB adapter.

14. You are now ready to use your new USB adapter.



Windrock, Inc.  
431 Park Village Drive  
Knoxville, TN 37923  
865-539-5944